




Filtereinsätze Serie MFI



MFI-E10-SPC

Mini Pleat filter insert type MFI, construction GAL



MFI-H14-SPC

Mini Pleat filter insert type MFI, construction SPC



TESTED TO VDI 6022

Tested to VDI 6022



ATEX-ZERTIFIZIERUNG

ATEX construction optional

MFI

COMPACT CONSTRUCTION FOR LARGE VOLUME FLOW RATES

Prefilters or final filters for the separation of fine dust and particulate filters for the most critical requirements in ventilation and air conditioning systems

- Filter groups ISO ePM10, ISO ePM1 (fine dust filter) and EPA, HEPA (particulate filter)
- Performance data tested according to ISO 16890 or to EN 1822-1 and ISO 29463-2 to ISO 29463-5
- Eurovent certification for fine dust filters
- Meets the hygiene requirements of VDI 6022
- High energy efficiency class according to Eurovent
- Optimised energy efficiency of the PLA-ECO construction in ISO ePM1
- Filter media for special requirements, glass fibre papers, with spacers made of thermoplastic hot melt adhesive or textile threads
- Low initial differential pressure due to ideal pleat position and largest possible filter area
- Compact V-design with low installation depths
- Fitting depending on filter class into standard cell frames for filter walls (type SIF), into mounting frames (type MF), or into universal casings (type UCA) for duct installation

Optional equipment

- ATEX construction for protection zones 1 and 2 as well as 21 and 22

General information



Application

- Mini Pleat filter insert for the separation of fine dust and suspended particles such as aerosols, toxic dusts, viruses and bacteria from the supply and extract air in ventilation and air conditioning systems with large volume flow rates and the requirement for long filter life.
- Fine dust filter: Prefilter or final filter for the separation of fine dust in ventilation and air conditioning systems.
- Particulate filter: Main or final filter used for the most critical requirements of air cleanliness and sterility in areas such as industry, research, medicine, pharmaceuticals, and nuclear engineering.

Special features

- Optimised energy efficiency of the PLA-ECO construction in ISO ePM1
- Leakage test is standard for all particulate filters of classes H13, H14

Classification

- Eurovent certification for fine dust filters
- Meets the hygiene requirements
- Certificate of conformity for use in areas with a potentially explosive atmosphere

Nominal sizes

- B × H × T [mm]

Filter classes

Filter groups

- ISO ePM10 to ISO 16890
- ISO ePM1 to ISO 16890
- EPA according to EN 1822
- HEPA according to EN 1822

Filter classes

- ePM10 55 %
- ePM1 55 %
- ePM1 60 %
- ePM1 85 %
- E10
- E11
- H13
- H14

Options

- Number of filter packs
- FNU: Flat seal on the upstream side
- FND: Flat seal on the downstream side
- OT: Oil mist test (only for filter classes H13, H14)
- OTC: Oil mist test with certificate (only for filter classes H13, H14)

Construction

- PLA: Frame made of plastic
- PLA-ECO: Plastic frame, optimised energy efficiency
- GAL: Frame made of galvanised steel
- SPC: Frame made of galvanised steel, powder-coated, RAL 9010, pure white
- EX: Protection zones 1 and 2 as well as 21 and 22 (only in combination with frame GAL)

Useful additions

- Filter wall (SIF) for fine dust filters
- Mounting frame (MF) for EPA and HEPA filters
- Universal casing (UCA) for fine dust filters

Construction features

- Compact V-design
- Fine dust filter (filter groups according to ISO 16890) as standard without seal, optionally with flat seal
- Filter classes E10, E11, H13 and H14 as standard with flat seal
- Filter classes E11, H13 and H14 with protection grid on the downstream side

Materials and surfaces

- Filter media made of high-quality, wet-strengthened glass fibre papers, pleated
- Spacers provide a uniform spacing of the pleats
- Casting compound made of permanently elastic two-component polyurethane adhesive
- Frame made of plastic (option), galvanised steel or of galvanised sheet steel, powder-coated, RAL 9010, pure white

Standards and guidelines

- Test according to ISO 16890; international standard for general ventilation and air conditioning; classification of arrestance efficiency based on the measured fractional arrestance efficiency, which is processed into a reporting system for the fine dust arrestance efficiency (ePM)
- For fine dust filters, the fractional arrestance efficiency of a certain size range is determined by aerosols (DEHS and KCl)
- The filters are classified into filter groups ISO ePM10 and ISO ePM1 depending on the tested values
- Testing of particulate filters according to EN 1822-1 and ISO 29463-2 to ISO 29463-5 (EPA, HEPA and ULPA particulate filters): standards for the testing of filtration performance in the manufacturer's factory, particle counting method using a liquid test aerosol
- Uniform classification of particulate filters according to efficiency, using a test aerosol whose average particle size lies within the minimum efficiency (MPPS)
- Particulate filters are classified according to the values determined for the local filtration efficiency and the overall filtration efficiency as EPA (filter classes E10, E11, E12), HEPA (filter classes H13, H14) or ULPA (filter classes U15, U16, U17)
- Hygiene conformity: VDI 6022, VDI 3803, DIN 1946 Part 4, ÖNORM H 6020, SWKI VA 104-01 and SWKI 99-3 and EN 16798
- Certificate of conformity for correct use in areas with a potentially explosive atmosphere in accordance with guideline 2014/34/EU and compliance with basic health and safety requirements in accordance with EN 80079-36:2016 and EN 80079-37:2016

TECHNICAL INFORMATION

Technical data, Specification text, Order code



Fractional efficiency ePM10 [%] to ISO 16890	55	–	–
Fractional efficiency ePM1 [%] to ISO 16890	–	60	85
Initial differential pressure [Pa] at nominal volume flow rate	90	110	140
Recommended final differential pressure [Pa]	450	450	450
Max. operating temperature [°C]	80	80	80
Maximum relative humidity [%]	100	100	100

Filter class according to EN 1822	E10	E11	H13	H14
Efficiency [%] according to EN 1822	>85	>95	>99.95	>99.995
Initial differential pressure [Pa] at nominal volume flow rate	160	160	265	300
Recommended final differential pressure [Pa]	450	450	600	600
Max. operating temperature [°C]	80	80	80	80
Maximum relative humidity [%]	100	100	100	100

Mini Pleat filter insert type MFI for the separation of fine dust and suspended particles such as aerosols, toxic dusts, viruses and bacteria from the supply and extract air in ventilation and air conditioning systems. Use as fine dust filters, i.e. as prefilters or final filters in ventilation and air conditioning systems; or as particulate filters or as main or final filters for the most critical requirements of air cleanliness and sterility in areas such as industry, research, medicine, pharmaceuticals, and nuclear engineering. Compact depth construction, suitable for systems with high volume flow rates and a requirement for long filter life. The filter medium is made of high-quality, wet-strengthened glass fibre papers, with spacers. Low initial differential pressure due to ideal pleat position and largest possible filter area. Mini Pleat filter inserts available in market sizes, filter groups ISO ePM10, ISO ePM1 (fine dust filters) and EPA, HEPA (particulate filters). As a fine dust filter (filter groups according to ISO 16890) as standard without seal, optionally available with flat seal, as a particulate filter Mini Pleat filter inserts are equipped with a flat seal. Filter classes E11, H13 and H14 as standard with protection grid on the downstream side. Mini Pleat filter inserts MFI hygienically conform to VDI 6022. Mini Pleat filter inserts MFI are hygienic conform to VDI 6022.

The filter insert MFI with optional EX protection MFI-EX may be used in areas with a potentially explosive atmosphere of zones 1 and 2 and zones 21 and 22 (EX II 2G Ex h IIC Gb and EX II 2D Ex h IIIB Db). The filter must be grounded. All conductive and dissipative parts must be connected together and grounded. Conductive dusts are excluded from the application. Under no circumstances should metallic foreign materials enter the filter. Ambient temperature range: $-40\text{ °C} \geq T_a \geq +80\text{ °C}$.

Special features

- Optimised energy efficiency of the PLA-ECO construction in ISO ePM1
- Leakage test is standard for all particulate filters of classes H13, H14

Materials and surfaces

- Filter media made of high-quality, wet-strengthened glass fibre papers, pleated
- Spacers provide a uniform spacing of the pleats
- Casting compound made of permanently elastic two-component polyurethane adhesive
- Frame made of plastic (option), galvanised steel or of galvanised sheet steel, powder-coated, RAL 9010, pure white

Construction

- PLA: Frame made of plastic
- PLA-ECO: Plastic frame, optimised energy efficiency
- GAL: Frame made of galvanised steel
- SPC: Frame made of galvanised steel, powder-coated, RAL 9010, pure white
- EX: Protection zones 1 and 2 as well as 21 and 22 (only in combination with frame GAL)

Sizing data

- Filter group [ISO 16890]
- Efficiency [%]
- Filter class [EN 1822]
- Volume flow rate [m^3/h]
- Initial differential pressure [Pa]
- Nominal size [mm]

MFI	-	ePM1	-	85%	-	SPC	/	592 x 592 x 292	x	8	/	PD	/	FND	/	OT
1		2		3		4		5		6		7		8		9

1 Type

MFI Mini Pleat filter insert

2 Classification

ePM10 Fractional efficiency
ePM10 to ISO 16890
ePM1 Fractional efficiency
ePM1 to ISO 16890
E10 Particulate filter according to EN 1822
E11 Particulate filter according to EN 1822
H13 Particulate filter according to EN 1822
H14 Particulate filter according to EN 1822

3 Efficiency [%]

according to ISO 16890 (not with E10, E11, H13, H14)

4 Construction

PLA Frame made of plastic
PLA-ECO Plastic frame, optimised energy efficiency
GAL Frame made of galvanised steel
SPC Frame made of galvanised steel, powder-coated, RAL 9010, pure white
Ex Protection zones 1 and 2 as well as 21 and 22 (only in combination with GAL)

5 Nominal size [mm]

B x H x T

6 Number of filter packs

6
8

7 Protection grid

No entry required: None
PD Protection grid on the downstream side (only for filter classes E11, H13, H14)

8 Seal

No entry required: None
FNU Flat seal on the upstream side
FND Flat seal on the downstream side

9 Testing

No entry required: No leakage test
OT Oil mist test (only for filter classes H13, H14)
OTCOil mist test with certificate (only for filter classes H13, H14)

Variants, Dimensions



Construction

- PLA-ECO: Plastic frame, optimised energy efficiency
- PLA: Frame made of plastic
- GAL: Frame made of galvanised steel
- SPC: Frame made of galvanised steel, powder-coated, RAL 9010, pure white
- EX: Protection zones 1 and 2 and 21 and 22 (only in combination with galvanised steel frame)

MFI-PLA-ECO



Filtereinsätze Serie MFI

MFI-E10-GAL



MFI-H14-SPC



Product specific data

①					②		③	④	⑤
B [mm]	H [mm]	T [mm]	Number of filter packs	Filter class	qv [l/s]	qv [m³/h]	ΔpA [Pa]	m²	kg
592	287	292	6	ePM1 55 %	590	2125	100	7,6	3
592	490	292	6	ePM1 55 %	983	3540	100	13,7	4
592	592	292	6	ePM1 55 %	1181	4250	100	16,8	4,5
592	287	292	6	ePM1 85 %	590	2125	125	7,6	3
592	490	292	6	ePM1 85 %	983	3540	125	13,7	4
592	592	292	6	ePM1 85 %	1181	4250	125	16,8	4,5

① Nominal size ② Nominal volume flow rate ③ Initial differential pressure ④ Filter area ⑤ Weight

Product specific data

①					②		③	④	⑤
B [mm]	H [mm]	T [mm]	Number of filter packs	Filter class	qv [l/s]	qv [m³/h]	ΔpA [Pa]	m²	kg
592	287	292	6	ePM10 55 %	590	2125	90	7,6	3
592	490	292	6	ePM10 55 %	983	3540	90	13,7	4
592	592	292	6	ePM10 55 %	1181	4250	90	16,8	4,5
592	287	292	6	ePM1 60 %	590	2125	110	7,6	3
592	490	292	6	ePM1 60 %	983	3540	110	13,7	4
592	592	292	6	ePM1 60 %	1181	4250	110	16,8	4,5
592	287	292	6	ePM1 85 %	590	2125	140	7,6	3
592	490	292	6	ePM1 85 %	983	3540	140	13,7	4
592	592	292	6	ePM1 85 %	1181	4250	140	16,8	4,5

① Nominal size ② Nominal volume flow rate ③ Initial differential pressure ④ Filter area ⑤ Weight

Product specific data

①					②		③	④	⑤
B [mm]	H [mm]	T [mm]	Number of filter packs	Filter class	qv [l/s]	qv [m³/h]	ΔpA [Pa]	m²	kg
592	287	292	6	ePM10 55 %	590	2125	90	7,7	4
592	490	292	6	ePM10 55 %	983	3540	90	14,2	6
592	592	292	6	ePM10 55 %	1181	4250	90	17,5	6,5
592	287	292	6	ePM1 60 %	590	2125	110	7,7	4
592	490	292	6	ePM1 60 %	983	3540	110	14,2	6
592	592	292	6	ePM1 60 %	1181	4250	110	17,5	6,5
592	287	292	6	ePM1 85 %	590	2125	140	7,7	4
592	490	292	6	ePM1 85 %	983	3540	140	14,2	6
592	592	292	6	ePM1 85 %	1181	4250	140	17,5	6,5

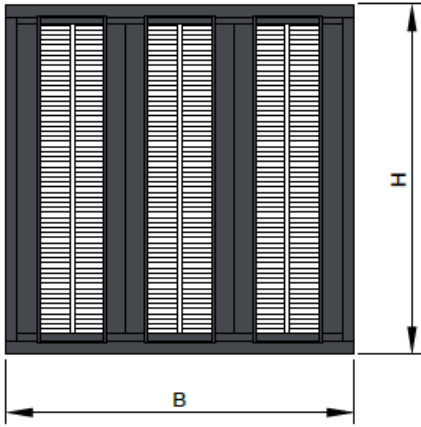
① Nominal size ② Nominal volume flow rate ③ Initial differential pressure ④ Filter area ⑤ Weight

Product specific data


①					②		③	④	⑤
B [mm]	H [mm]	T [mm]	Number of filter packs	Filter class	qv [l/s]	qv [m³/h]	ΔpA [Pa]	m²	kg
592	287	292	6	E10	590	2125	160	7,7	4
592	490	292	6	E10	983	3540	160	14,2	6
592	592	292	6	E10	1181	4250	160	17,5	6,5
592	287	292	8	E11	417	1500	160	13,6	7
592	490	292	8	E11	694	2500	160	25	10
592	592	292	8	E11	833	3000	160	30,6	12
592	287	292	8	H13	417	1500	265	13,6	7
592	490	292	8	H13	694	2500	265	25	10
592	592	292	8	H13	833	3000	265	30,6	12
592	287	292	8	H14	417	1500	300	13,6	7
592	490	292	8	H14	694	2500	300	25	10
592	592	292	8	H14	833	3000	300	30,6	12

① Nominal size ② Nominal volume flow rate ③ Initial differential pressure ④ Filter area ⑤ Weight

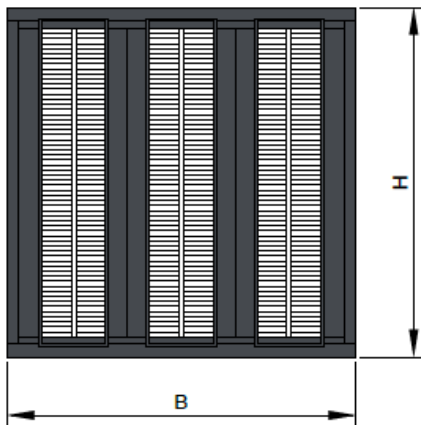
MFI-PLA-ECO, front view




MFI-PLA-ECO, side view



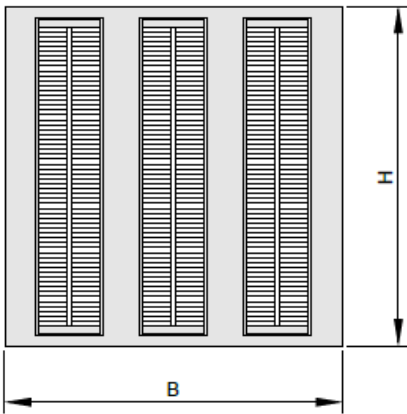
MFI-PLA, front view




MFI-PLA, side view



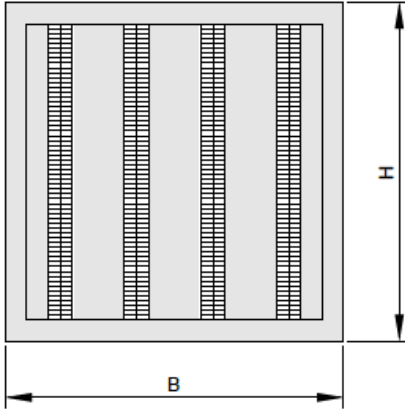
MFI-GAL/-SPC, front view



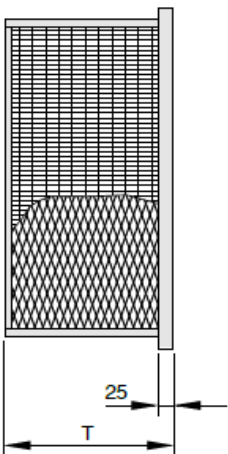
MFI-GAL/-SPC, side view



MFI-GAL/-SPC, front view



MFI-GAL/-SPC, side view



Product details



Recommended final differential pressure - service life of filters

Depending on the operating mode and system design, the optimum service life should be as long as possible with energy-efficient low pressure differences and safe hygiene. We recommend that the filter change be carried out according to the following sequence when criteria are met:

1. Defective filter

2. Hygienic reasons

3. Reaching the recommended final differential pressure

3.1 Filter group COARSE

The lower value from:

- Addition of 50 Pa to the differential pressure for unpolluted filters
- Triple the value of the differential pressure for unpolluted filters

3.2 Filter group ePM

The lower value from:

- Addition of 100 Pa to the differential pressure for unpolluted filters
- Triple the value of the differential pressure for unpolluted filters

4. Economic optimisation of the system

5. Temporary limit

- 5.1 First filter stage after one year at the latest
- 5.2 Second filter stage after 2 years at the latest
- 5.3 Final filter (HEPA filter) no later than 8 years after the date of installation

6. Reaching the maximum permissible final differential pressure depending on the filter used